



APPLICATION:

Protective and measuring.

FREQUENCY:

50-400 Hz.

INSULATION LEVEL:

0.72kV

**CONTINUOUS THERMAL
CURRENT RATING FACTOR:**

50:5 thru 1200:5 2.00 at 30°C. amb.,
1.50 at 55°C. amb.
1500:5 thru 2500:5 1.50 at 30°C. amb.,
1.33 at 55°C. amb.
3000:5 thru 4000:5 1.33 at 30°C. amb.,
1.00 at 55°C. amb.

Secondary terminals are brass screws ASA 10-32 with one flatwasher and lockwasher, accessible from either side.

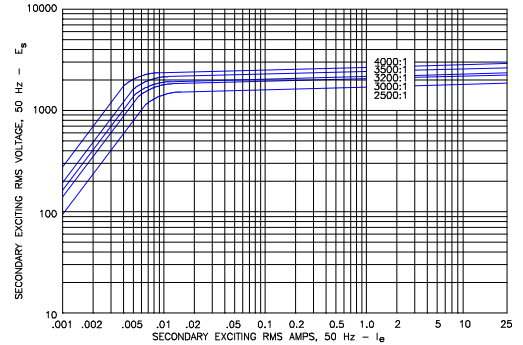
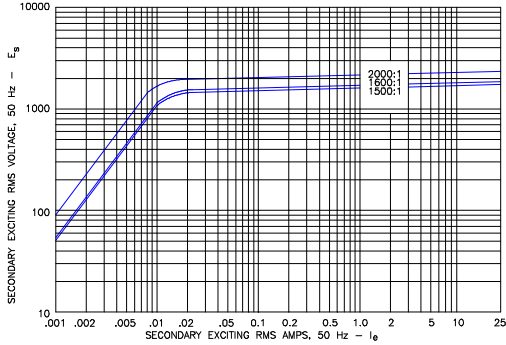
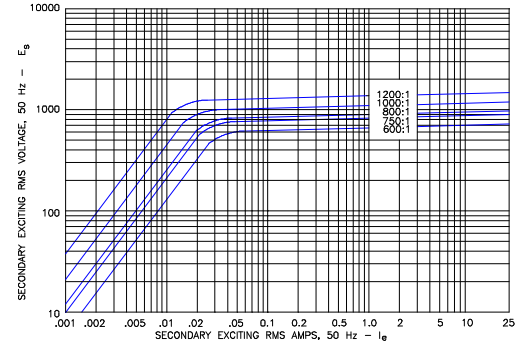
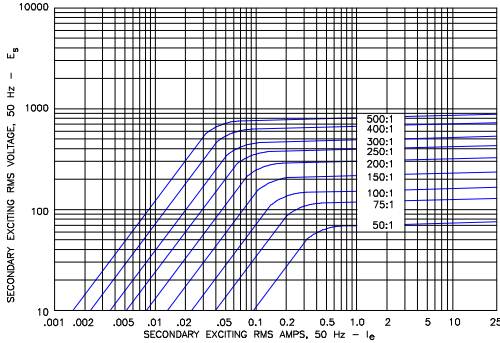
Approximate weight 26.4 kg

1 AMP SECONDARY

CATALOG NUMBER	CURRENT RATIO	IEC 44-1 PROTECTIVE CLASS AT 50Hz					IEC 44-1 MEASURING CLASS AT 50Hz					SECONDARY WINDING RESISTANCE (OHMS @ 75° C.)
		BURDEN VA					BURDEN VA					
		2.5	5	10	15	30	2.5	5	10	15	30	
785I-500-1	50:1	10P25	5P10	-	-	-	3.0	3.0	-	-	-	0.249
785I-750-1	75:1	5P30	10P20	10P10	-	-	1.0	3.0	3.0	5.0	-	0.376
785I-101-1	100:1	5P30	10P25	5P10	5P5	-	1.0	1.0	3.0	3.0	5.0	0.51
785I-151-1	150:1	5P30	5P30	10P20	5P10	-	0.5	0.5	1.0	1.0	3.0	0.76
785I-201-1	200:1	5P30	5P30	10P25	5P15	5P5	0.5	0.5	0.5	1.0	1.0	1.02
785I-251-1	250:1	5P30	5P30	5P30	10P25	5P10	0.5	0.5	0.5	0.5	1.0	2.02
785I-301-1	300:1	5P30	5P30	5P30	10P25	10P15	0.2	0.5	0.5	0.5	1.0	2.42
785I-401-1	400:1	5P30	5P30	5P30	5P30	5P15	0.2	0.2	0.2	0.5	0.5	3.22
785I-501-1	500:1	5P30	5P30	5P30	5P30	10P20	0.2	0.2	0.2	0.2	0.5	6.39
785I-601-1	600:1	5P30	5P30	5P30	5P30	10P20	0.2	0.2	0.2	0.2	0.5	2.72
785I-751-1	750:1	5P30	5P30	5P30	5P30	5P20	0.2	0.2	0.2	0.2	0.2	4.28
785I-801-1	800:1	5P30	5P30	5P30	5P30	10P20	0.2	0.2	0.2	0.2	0.2	5.74
785I-102-1	1000:1	5P30	5P30	5P30	5P30	10P25	0.2	0.2	0.2	0.2	0.2	11.39
785I-122-1	1200:1	5P30	5P30	5P30	5P30	10P30	0.2	0.2	0.2	0.2	0.2	14.20
785I-152-1	1500:1	5P30	5P30	5P30	5P30	10P30	0.2	0.2	0.2	0.2	0.2	17.75
785I-162-1	1600:1	5P30	5P30	5P30	5P30	5P30	0.2	0.2	0.2	0.2	0.2	18.93
785I-202-1	2000:1	5P30	5P30	5P30	5P30	5P30	0.2	0.2	0.2	0.2	0.2	23.47
785I-252-1	2500:1	5P30	5P30	5P30	5P30	5P30	0.2	0.2	0.2	0.2	0.2	26.01
785I-302-1	3000:1	5P30	5P30	5P30	5P30	5P30	0.2	0.2	0.2	0.2	0.2	31.54
785I-322-1	3200:1	5P30	5P30	5P30	5P30	5P30	0.2	0.2	0.2	0.2	0.2	33.99
785I-352-1	3500:1	5P30	5P30	5P30	5P30	5P30	0.2	0.2	0.2	0.2	0.2	37.18
785I-402-1	4000:1	5P30	5P30	5P30	5P30	5P30	0.2	0.2	0.2	0.2	0.2	42.93

Model 785I

Excitation Curves - 1 Amp Secondary



5 AMP SECONDARY

CATALOG NUMBER	CURRENT RATIO	IEC 44-1 PROTECTIVE CLASS AT 50Hz					IEC 44-1 MEASURING CLASS AT 50Hz					SECONDARY WINDING RESISTANCE (OHMS @ 75° C.)
		BURDEN VA					BURDEN VA					
		2.5	5	10	15	30	2.5	5	10	15	30	
785I-500-5	50:5	10P20	-	-	-	-	3.0	5.0	-	-	-	0.028
785I-750-5	75:5	10P30	10P20	10P10	-	-	3.0	2.0	5.0	5.0	-	0.043
785I-101-5	100:5	5P30	5P20	10P10	10P5	-	1.0	1.0	3.0	3.0	-	0.057
785I-151-5	150:5	5P30	5P30	5P15/5P20	10P10	10P5	0.5	1.0	1.0	3.0	3.0	0.087
785I-201-5	200:5	5P30	5P30	5P20	5P15	10P5	0.5	0.5	0.5	1.0	3.0	0.116
785I-251-5	250:5	5P30	5P30	5P30	5P20	5P10	0.5	0.5	0.5	0.5	1.0	0.146
785I-301-5	300:5	5P30	5P30	5P30	5P20	5P10/10P15	0.2	0.5	0.5	0.5	1.0	0.175
785I-401-5	400:5	5P30	5P30	5P30	5P30	5P15	0.2	0.5	0.5	0.5	0.5	0.233
785I-501-5	500:5	5P30	5P30	5P30	5P30	5P20	0.2	0.2	0.2	0.5	0.5	0.291
785I-601-5	600:5	5P30	5P30	5P30	5P30	5P20	0.2	0.2	0.2	0.2	0.5	0.349
785I-751-5	750:5	5P30	5P30	5P30	5P30	5P30	0.2	0.2	0.2	0.2	0.2	0.437
785I-801-5	800:5	5P30	5P30	5P30	5P30	5P30	0.2	0.2	0.2	0.2	0.2	0.466
785I-102-5	1000:5	5P30	5P30	5P30	5P30	5P30	0.2	0.2	0.2	0.2	0.2	0.582
785I-122-5	1200:5	5P30	5P30	5P30	5P30	5P30	0.2	0.2	0.2	0.2	0.2	0.699
785I-152-5	1500:5	5P30	5P30	5P30	5P30	5P30	0.2	0.2	0.2	0.2	0.2	1.100
785I-162-5	1600:5	5P30	5P30	5P30	5P30	5P30	0.2	0.2	0.2	0.2	0.2	1.174
785I-202-5	2000:5	5P30	5P30	5P30	5P30	5P30	0.2	0.2	0.2	0.2	0.2	1.068
785I-252-5	2500:5	5P30	5P30	5P30	5P30	5P30	0.2	0.2	0.2	0.2	0.2	1.335
785I-302-5	3000:5	5P30	5P30	5P30	5P30	5P30	0.2	0.2	0.2	0.2	0.2	2.014
785I-402-5	4000:5	5P30	5P30	5P30	5P30	5P20	0.2	0.2	0.2	0.2	0.2	1.955

10

